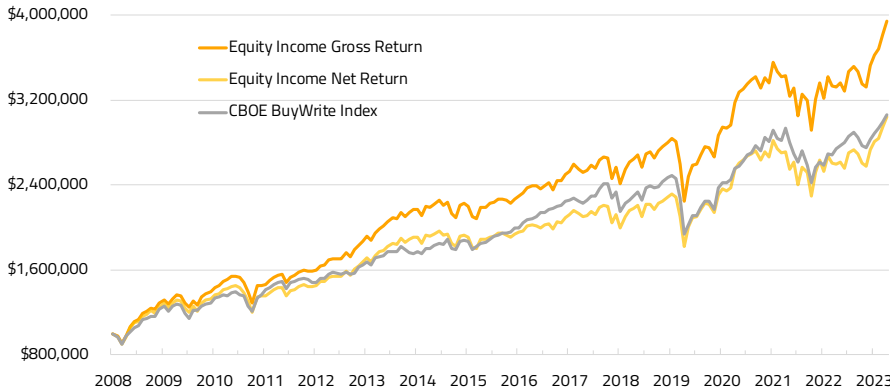
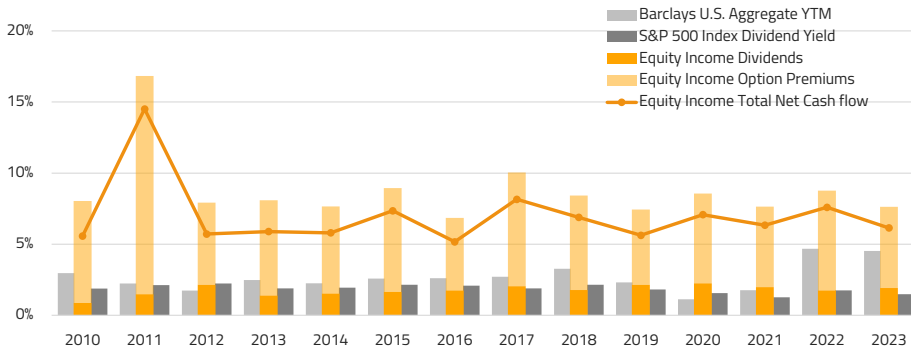


Performance of a \$1 Million Investment<sup>1</sup>



Annual Cash Flow (as a percentage of composite value)<sup>1</sup>



The Equity Income Dividends and Option Premium represent a portion of the Strategy performance. There is no guarantee that the investment objectives will be achieved. Moreover, the past performance is not a guarantee or indicator of future results. Any indices and other financial benchmarks shown are provided for illustrative purposes only, are unmanaged, reflect reinvestment of income and dividends and do not reflect the impact of advisory fees. Investors cannot invest directly in an index.

Shelton Capital Management is an investment adviser in Denver, CO. Shelton Capital Management is registered with the Securities and Exchange Commission (SEC). Registration of an investment adviser does not imply any specific level of skill or training and does not constitute an endorsement of the firm by the Commission. Shelton Capital Management only transacts business in states in which it is properly registered or is excluded or exempted from registration. A copy of Shelton Capital Management's current written disclosure brochure filed with the SEC which discusses among other things, Shelton Capital Management's business practices, services and fees, is available through the SEC's website at: [www.adviserinfo.sec.gov](http://www.adviserinfo.sec.gov)

Portfolio Management Team



**Barry Martin, CFA, Senior Portfolio Manager**  
 Barry Martin, CFA, joined the firm in 2008 and is a Portfolio Manager for Shelton Capital Management's Option Overwrite Strategies. Prior to joining Shelton Capital, Barry was Senior Vice President of portfolio management for an investment management firm specializing in option strategies and has been managing options for over 20 years.



**Nick Griebenow, CFA, Portfolio Manager**  
 Nick Griebenow, CFA, joined the firm in 2018 and is a Portfolio Manager for Shelton Capital Management's Option Overwrite Strategies. Prior to joining Shelton Capital, Nick was a Senior Derivatives Trader for a large national brokerage firm.



**Jason Goldenberg, Investment Operations Analyst**  
 Jason Goldenberg joined Shelton Capital Management in 2017 and is an Investment Operations Analyst that services all strategies of the Separate Account program.

Strategy Objective

This strategy seeks to deliver enhanced level of cash flow (6-9%, including dividends).<sup>†</sup>

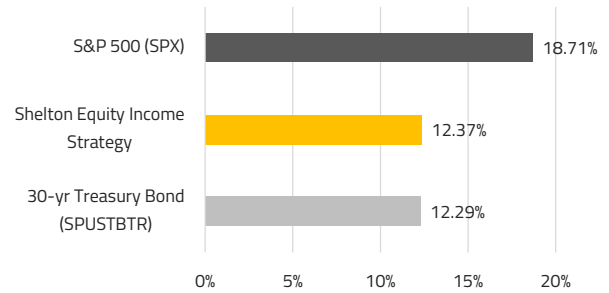
Strategic Overview

We seek to increase cash flow and reduce overall volatility by building a portfolio of carefully selected US stocks and writing calls on the stocks held in the portfolio. This process is generally referred to as "selling covered calls."

Quick Facts

- Cash Flow Target - 6-9%, including the portfolio's dividends<sup>†</sup>
- Managers have nearly 30 years of options experience
- Benchmark - CBOE S&P BuyWrite Index
- Minimum Account - \$250,000

Benchmark Index Annualized Standard Deviation (December 2008 to December 2023)<sup>2</sup>



Top Ten Composite Holdings

Holdings	Holdings
1. Apple Inc	4.15%
2. Exxon Mobil Corp	4.02%
3. Oracle Corp	3.98%
4. Fortinet Inc	3.81%
5. TJX COS Inc	3.67%
6. Cisco Systems Inc	3.62%
7. Cognizant Technology Solutions CI A	3.30%
8. Fiserv Inc	3.13%
9. Cardinal Health Inc	3.04%
10. Microchip Technology Inc	2.98%

Benefits

- The strategy may provide a means for which income oriented investors can diversify their income allocation while reducing direct exposure to interest rate risk.
- Access to the Portfolio Manager.
- Comprehensive reporting.
- Potentially reduce portfolio volatility.

Considerations and Risks

- A covered call strategy limits upside potential for stock appreciation and will therefore underperform in strong markets.
- A covered appreciation and will therefore underperform in strong markets.
- There are no assurances that we will be successful in reaching the investment objectives.
- A covered call does not protect a stock from downside risk. The loss for the investor could be the current price of the stock less the premium received for the call option.
- A liquid market may not exist for options held by the strategy.

## Considerations and Risks Continued

- Withdrawals (such as systematic withdrawals as part of an income strategy) may result in a declining portfolio value over time.
- All investments involve risk including the possible loss of principal.

## Frequently Asked Questions

### What are the main risk factors in option overwrite strategies?

Compared to owning the underlying securities outright (without overlay), Covered Call Writing may limit upside potential for securities appreciation. If securities are called away, substantial capital gain tax could be incurred. Option overwrite strategies do not protect a security from downside risk. Investors could lose up to the full current price of underlying securities, less option premiums received.

### What happens if one or more of the positions are "called away"?

The proceeds are reinvested into the appropriate replacement security as determined.

## Average Annual Returns

	1Q24	YTD	1YR*	3YR*	5YR*	10YR*	Inception (12/31/2008)*
Shelton Equity Income Strategy - Gross	8.80%	8.80%	18.60%	7.45%	8.30%	7.15%	9.46%
Shelton Equity Income Strategy - Net**	8.43%	8.43%	17.01%	6.12%	6.86%	5.57%	7.58%
CBOE S&P 500 Buy Write Index (BXM) Return <sup>4</sup>	6.02%	6.02%	11.89%	6.21%	5.94%	5.93%	7.63%

\*Annualized. \*\*Net returns presented are gross returns reduced by the management fee.

## Annual Composite Returns<sup>3</sup> - 10 Years

	2014	2015	2016	2017	2018	2019	2020	2021	2022	2023	2024 <sup>^</sup>
Shelton Equity Income Strategy - Gross	12.89%	1.52%	4.43%	10.16%	-4.20%	17.57%	3.75%	20.77%	-9.37%	12.54%	8.80%
Shelton Equity Income Strategy - Net**	11.03%	-0.08%	2.75%	8.27%	-5.74%	15.76%	2.27%	19.46%	-10.55%	11.06%	8.43%
CBOE S&P 500 Buy Write Index (BXM) Return <sup>4</sup>	5.64%	5.24%	7.07%	13.00%	-4.77%	15.68%	-2.75%	20.47%	-11.37%	11.82%	6.02%

<sup>^</sup>Performance for 2024 is as of March 31, 2024. Performance numbers are not annualized. \*\*Net returns presented are gross returns reduced by the management fee. Performance data is unaudited.

For the full GIPS Report, please visit this link: [www.sheltoncap.com/shelton-equity-income-sma-gips-report](http://www.sheltoncap.com/shelton-equity-income-sma-gips-report)

## IMPORTANT INFORMATION

Shelton Capital Management claims compliance with the Global Investment Performance Standards (GIPS®) and has prepared and presented this report in compliance with the GIPS standards. Shelton Capital Management has been independently verified for the periods December 31, 2003 to December 31, 2021. The verification report(s) is/are available upon request. A firm that claims compliance with the GIPS standards must establish policies and procedures for complying with all the applicable requirements of the GIPS standards. Verification provides assurance on whether the firm's policies and procedures related to composite and pooled fund maintenance, as well as the calculation, presentation, and distribution of performance, have been designed in compliance with the GIPS standards and have been implemented on a firm-wide basis. Verification does not provide assurance on the accuracy of any specific performance report. The firm's list of pooled fund descriptions for limited distribution pooled funds and the firm's list of broad distribution pooled funds is available upon request. GIPS® is a registered trademark of CFA Institute. CFA Institute does not endorse or promote this organization, nor does it warrant the accuracy or quality of the content contained herein.

1 Base Index provided by Bloomberg. 2 Data provided by Morningstar. 3 The performance numbers represent a composite consisting of all the firm's discretionary accounts that had a minimum balance of at least \$200,000, and were invested in the Equity Income Standard Out of the Money Strategy. Gross returns presented as supplemental information do not reflect the deduction of any management fees and do not reflect the deduction of all trading costs and are presented for comparison purposes only. Net returns are presented after all trading costs and actual management fees. Actual management fees may include other advisor investment management fees for accounts where Shelton Capital Management holds a sub-advisor relationship. Accounts in the composite pay a management fee based on percentage of assets under management. The management fee includes portfolio management, portfolio monitoring, reporting, and consulting services. The management fee schedule is as follows: 2.0% on accounts \$250k - \$500k, 1.50% on accounts greater than \$500k. Shelton Capital Management may accept accounts at fees other than those shown at its discretion. Dividends and Capital Gains are reinvested. The effects of income and capital gains taxes are not demonstrated. Cash flow returns are inclusive of net options premiums. The US Dollar is the currency used to express performance. Gross-of-fees performance returns are presented before management and certain custodial fees, but after all trading expenses except for accounts with asset-based-pricing fees. Net of fee performance is calculated by reducing gross performance by actual management fees incurred and any asset-based-pricing fees for applicable portfolios as asset-based-pricing. The ABP fee consists of trading expenses and custodial fees.

4 The CBOE S&P 500 Buy/Write Monthly Index (BXM) is a benchmark index designed to reflect the return on a portfolio that consists of a long position in the stocks in the S&P 500 index and a short position in an S&P 500 Index call option. It is a passive total return index based on selling the near-term S&P 500 Index call option against the S&P 500 stock index portfolio each month. The call written will have one month remaining to expiration, with an exercise price just above the prevailing index level (i.e., slightly out of the money). The call is held until expiration and cash settled, at which time a new one-month, near-the-money call is written. The index is provided to represent the investment environment existing during the time periods shown. Direct investments are not allowed into this index. The CBOE S&P 500 Buy/Write Monthly Index (BXM) performance information is provided by Advent.

<sup>1</sup>The targeted returns are forward-looking and do not represent actual performance, and there is no guarantee that such performance will be achieved, and that actual results may vary substantially. Utilizing a proprietary model, the manager identifies option contracts that appear overpriced based on a comparison of implied volatility and forecasted volatility. The Cash Flow target is a projection based on position value, volatility, number of contracts sold, and available options on the market. We have discretion on what strike prices/expiration we write and ultimately our cash flow focused strategy allows us to manage toward that target. The Cash Flow target is the combination of the estimated annual cash flow received from Option Premium and Dividends (dividends of the underlying equities). The calculation for the Option Premium (Net) = (Estimated Annual Cash Flow received from Option Premium - (fee\* Portfolio Value)). This percent is then added to the dividend percent to help formalize the cash flow target projection. The cash flow criteria and assumptions are based on current market conditions and volatility levels. Major changes to current market conditions can impact the strategy's ability to generate cash flow.

Shelton Equity Income is a discretionary call writing investment service of Shelton Capital Management. This brochure is intended to describe generally how the Shelton Equity Income service works, but it is not a complete description of the strategy or how Shelton Capital Management performs its investment management responsibilities. All analysis and projections depicted herein are for illustration only, and are not to be representations of generalized Shelton Equity Income performance or expected results. Past performance is not a guarantee of future results. Supporting documentation for any claims, comparisons, recommendations, statistics or other technical data will be furnished upon request to Shelton Capital Management.

The upside potential of fully written call option positions is limited to the strike plus the premium received. Unless the position is closed, the client relinquishes any upside potential above the call strike price. The downside protection afforded by call writing is limited to the amount of the premium received. If the stock held by the client declines significantly, the only protection will be the premium received. Clients subscribing to the Shelton Equity Income Portfolio service should be willing to sell all of the stock at the Strike Price. The Strike Price is the price at which a specific option contract can be exercised. The sale of stock will produce tax consequences for U.S. taxpayers. Each option transaction also produces a tax consequence. Prior to investing in a Shelton Equity Income Strategy, you should discuss with your tax advisor how the option transactions and any sales of underlying stock will affect your tax situation. Shelton Capital Management does not provide tax advice.



Option trading is not suitable for all investors. Prior to buying or selling an option, a person must receive a copy of Characteristics and Risks of Standardized Options. Copies of this document may be obtained from your Investment Advisor, from any exchange on which options are traded or by contacting The Options Clearing Corporation, One North Wacker Dr., Suite 500, Chicago, IL 60606 (1-800-678-4667).